

Education in Michigan: **Losing Ground**

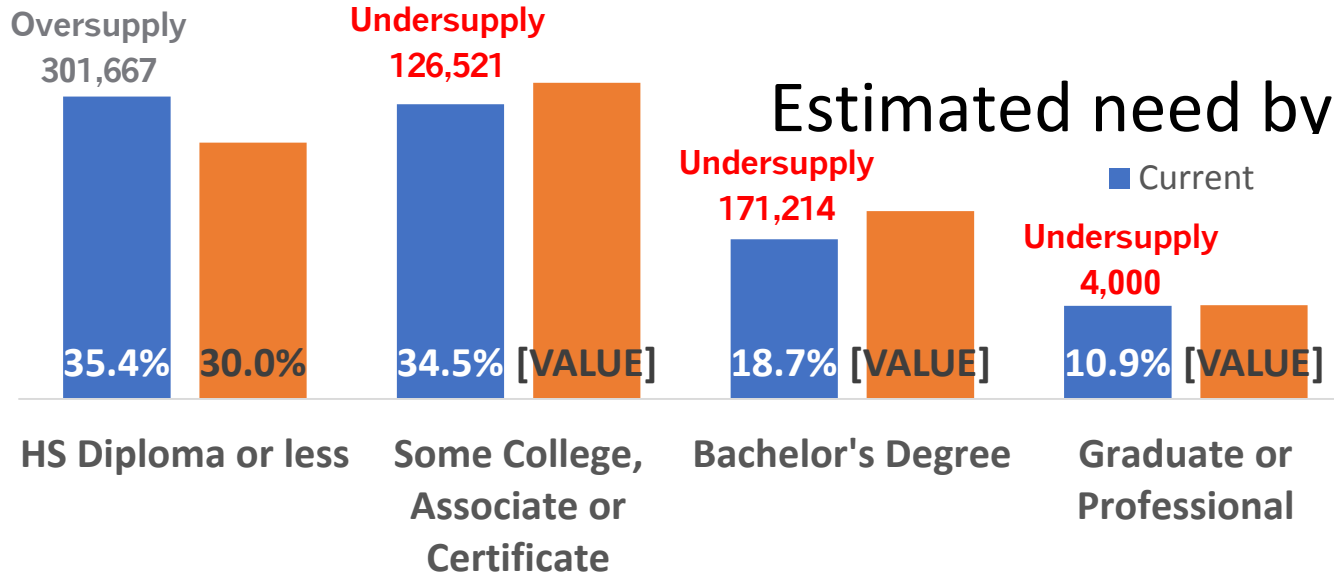
Presentation for West Michigan Policy Forum

By Dr. Edward Montgomery, President
Western Michigan University

September 24, 2018

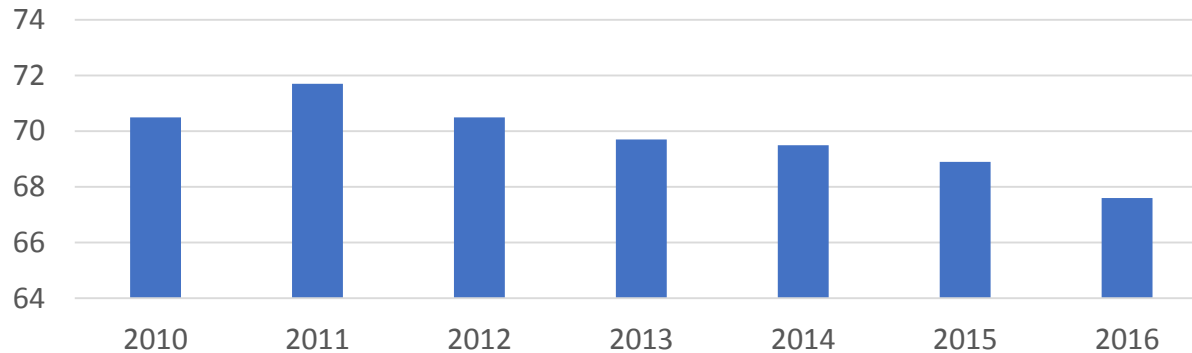


Michigan needs 175,000 new university grads— and 126,000 new certificate/associate grads



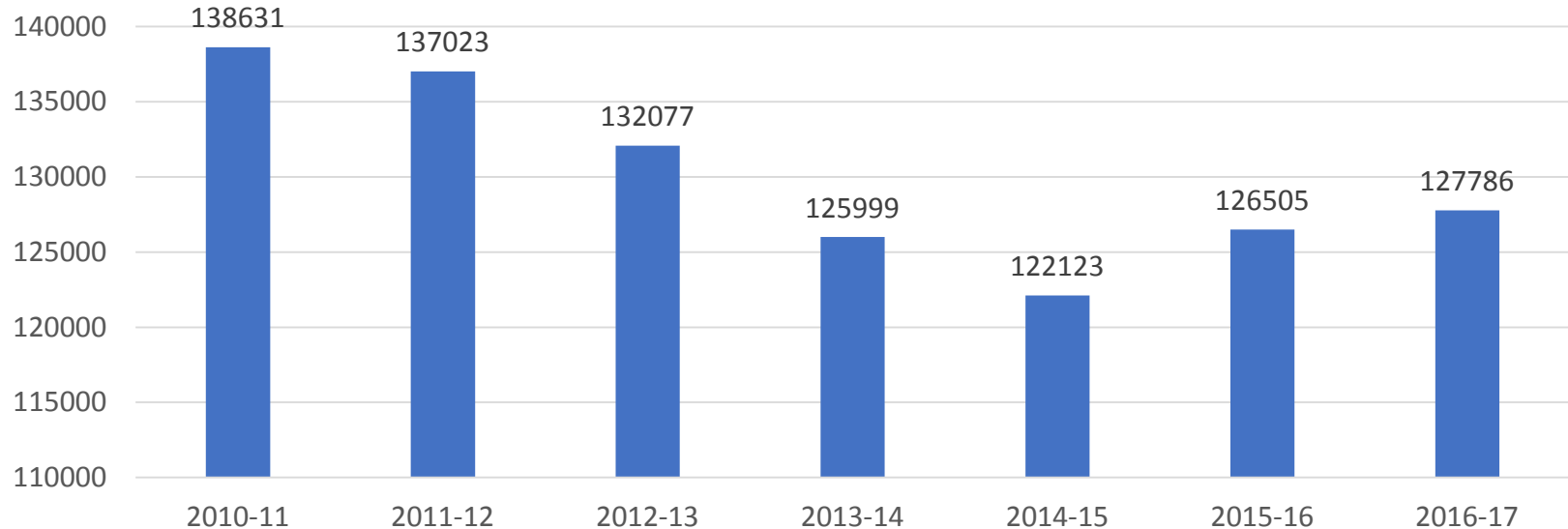
Despite need, college going rates are declining in Michigan

% of senior class enrolled in college
year after graduation



Fewer Michigan high schoolers are taking career and technical education credits and the vast majority do not complete a program

Enrollment in CTE programs



To compete globally we need skilled workers but US students performance lags behind those at most of our major trading partners

- PISA Math Test
 - 2000 US Rank 19th
 - 2015 US Rank 39th
- PISA Reading Test
 - 2000 US Rank 15th
 - 2015 US Rank 23rd
- PISA Science Test
 - 2000 US Rank 14th
 - 2015 US Rank 25th

Michigan students perform at below average levels even in the US

NAEP Relative ranking of all students

	2003	2007	2011	2015
4 th Grade Reading	28 th	30 th	35 th	41 th
4 th Grade Math	24 th	32 th	41 th	42 th
8 th Grade Reading	27 th	32 th	28 th	31 th
8 th Grade Math	34 th	36 th	36 th	38 th

Source: The Nation's Report Card, National Assessment of Educational Progress: State Profiles

All our students are lagging behind not just those in inner cities or among the poor

2017 Michigan NAEP relative performance by student type

	ALL	WHITE	HIGHER INCOME
4 th Grade Reading	35 th	45 th	44 th
4 th Grade Math	35 th	45 th	35 th
8 th Grade Reading	29 th	37 th	31 th
8 th Grade Math	33 th	40 th	37 th

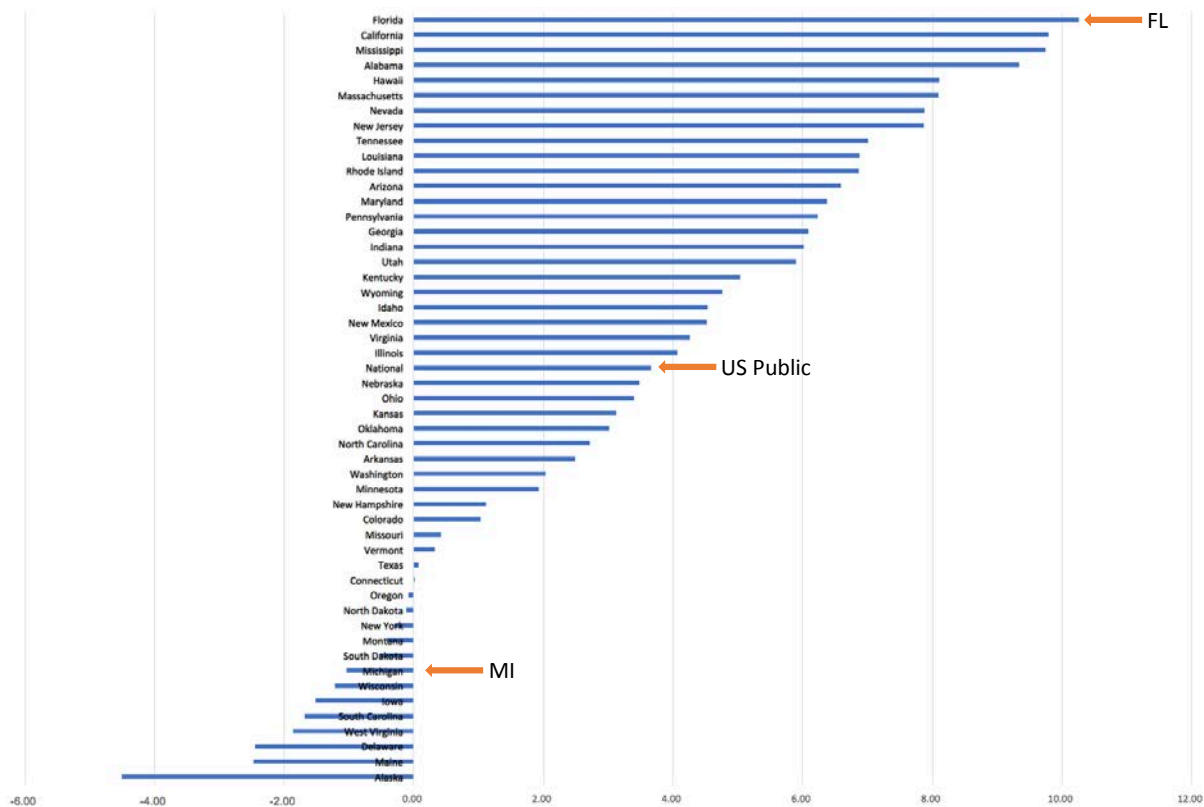
Even in some of the “best” west Michigan school districts a third to half of students are not proficient in reading

Percent advanced or proficient on MSTEP ELA

District	ROCKFORD	FOREST HILLS	PORTAGE
3 rd Grade	50.1 %	67 %	59.6 %
8 th Grade	53.2 %	66 %	56 %

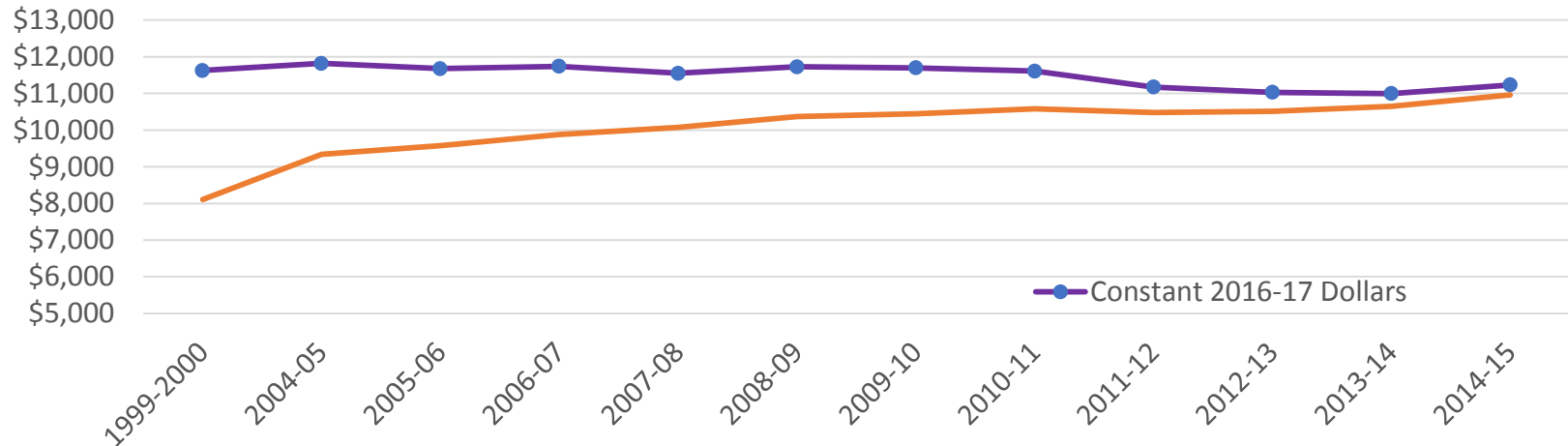
Are other States getting better or are we getting worse? Both!

Average scale score change, NAEP grade 4 – reading – all students (2003-2017)



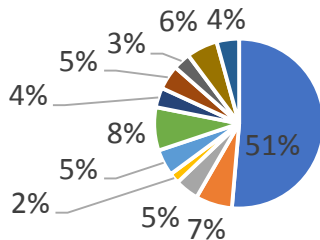
Is our poor performance due to funding cuts? Real education expenditures per pupil in Michigan is only off slightly from its peak

Public K-12 Expenditures per pupil



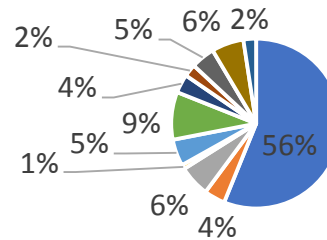
Are we spending our money differently? Michigan spends a lower percentage of its money on instruction than high performing states like Florida or Massachusetts

Michigan Spending per pupil



- instruction
- student support
- instructional staff
- general Admin
- School Admin
- Ops and Maintenance
- Transport
- other support services
- Food Services
- Capital outlay
- Interest on Debt

Florida Spending per pupil



- instruction
- student support
- instructional staff
- general Admin
- School Admin
- Ops and Maintenance
- Transport
- other support services
- Food Services
- Capital outlay
- Interest on Debt

Do we have too many “cooks” in the kitchen? Michigan has more school agencies than comparably size states

Public School Agencies by State

